

FRONT LOAD WASHER & DRYER COMBO

CHI Q

WDFL85PL48W2

WHITE

WASHER CAPACITY
8.5KG

DRYER CAPACITY
5KG

WASH WATER USE
73L/Wash


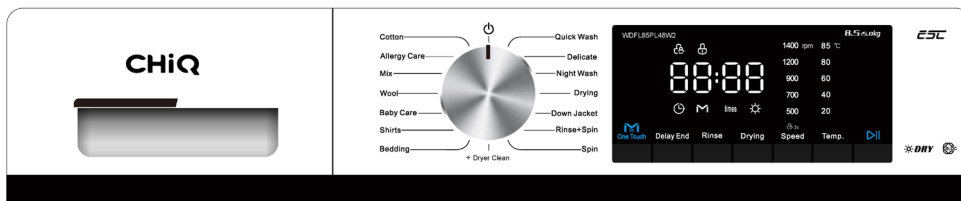
WIDTH
600 mm

DRY WATER USE
54L/Dry

HEIGHT
847 mm

SPIN SPEED
1400 RPM

DEPTH
577 mm




+ DRYER CLEAN

Removes lint from the dryer channel and improves dryer efficiency.



8.5KG JUMBO WASHING DRUM

Large 530 mm diameter drum enables a higher washing drop to achieve better washing results.



SPACE PRO-INSTALL DEPTH 577mm

577 mm narrow depth which allows flush mounting.



STEAM WASH

Heat water to produce steam, remove bacteria and make the clothes soft.



5KG CONDENSER DRYER

Enjoy the convenience of managing your entire wash & dry cycle from start to finish in one space-saving appliance.



ONE TOUCH SMART WASH

One key to start the smart washing mode, senses washing load, sets the water level, decides the wash and spin time.



INVERTER TECHNOLOGY

Quiet, smooth, efficient, and durable; Minimal vibration with improved energy efficiency.



ALLERGY CARE

Deep cleaning of laundry with food grade sterilization to safeguard your family health.

SPECIFICATIONS

| | | | |
|-------------------------------|---------------------------|-----------------------------|--------------------|
| ChiQ Model | WDFL85PL48W2 | ----- | ----- |
| Total wash capacity | 8.5 kg | Installation type | Free standing base |
| Total dry capacity | 5 kg | Supply | |
| Maximum spin speed | 1400 RPM | Voltage (V) | 220-240 |
| MEPS (star) | 4 | Frequency (Hz) | 50 |
| WELS (star) | 4.5 | Rated input power (Watt) | 2000 |
| Cabinet Colour | White | Maximum water temperature | 85°C |
| Display Colour | Black | Drain hose | 1.5 m |
| Product Dimensions (WxHxD) mm | 600 x 847 x 577 | Water inlet pipe length (m) | 1.5 m |
| Packing Dimensions (WxHxD) mm | 670 x 888 x 630 | | |
| Net Weight (kg) | 65 | | |
| Gross Weight (kg) | 70 | | |
| Display | LED | | |
| Tub / Drum material | Plastic / Stainless steel | | |
| Door | 480mm tempered glass | | |
| Loading diameter size | 330mm | | |
| Control Type | Digital | | |
| EAN Code | 6926130599327 | | |

FEATURES

Motor type Inverter
Adjustable temperature control
One Touch
Smart programs
Delay start
Child lock
Fuzzy logic function
Failure detection system
Nano anti-bacterial door seal

Warranty

Washing Machine 3 years
Motor 10 years parts warranty
(* 3 Years parts & labour +
7 years on Motor
- parts only).

WASHING PROGRAM

Number of programs 17
One Touch
+ Dryer Clean
Steam Wash
Cotton
Allergy Care
Mix
Wool
Baby Care
Shirts
Bedding
Quick Wash
Delicate
Night Wash
Drying
Down Jacket
Rinse+Spin
Spin